

# BENTLEY® HVAC™

The  
**v8**Generation

## Integrated 2D and 3D workflows for building mechanical systems design and documentation

Bentley HVAC offers a fully integrated, comprehensive solution for the design and documentation of building environmental systems.

An intuitive user interface, powerful tools, and a host of standard components support engineers in the design and documentation of air systems. Bentley HVAC provides support for many international and regional industry standards. You can also easily customize and expand these standards to meet the needs of your practice using VBA parametric features or static cells.

Bentley HVAC building information modeling (BIM) methodology supports both 3D and 2D drawing-based workflows. Intelligent components allow you to work in either view at any time, while all changes are automatically synchronized between the two. Automatic drawing generation uses industry-standard representations of the HVAC systems, such as single or double line duct routing. They can also be fully customized to meet your needs. Automated connections, routing and sizing tools, and editing and system component definition all increase your efficiency.

Bentley HVAC is also integrated with Bentley's leading building solutions to ensure that your designs and documentation are coordinated throughout the design and construction phases – ultimately providing a rich project model for the facility owner to utilize during operations and future projects. Integrated collaboration and analysis using compatible tools, such as Bentley Interference Manager®, facilitates coordination of your design with all disciplines in the project team.

### Full Drawing Resymbolization Control

All automated drawing representations for HVAC components are fully customizable. Use standard single line or double line presentations, or edit them to match your needs.

### Alternate View Display and Work Environments

Work in 2D drawings or the 3D model, or both at the same time to support your workflows.

### Dynamic Connection of In-line Transitions, Fittings, and Devices

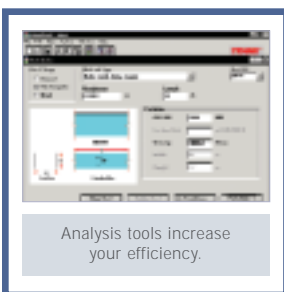

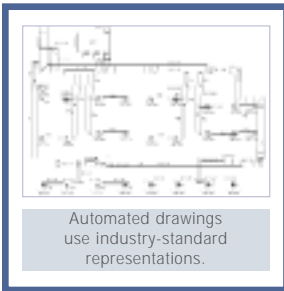
Bentley HVAC automatically places fittings and symbols in their logical locations without ever leaving the routing command, allowing you to focus on your design.

### Automatic Labeling and Label Updating

With label templates and using just one command, you can label various components in your design with just one mouse-click. All labels are associative and automatically updated when a change is made to any component.

### Automatic Device Hookup

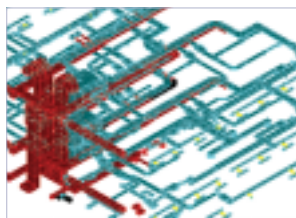
Just select the device and then the duct you want to connect. You can even set the maximum length of flex allowed between your diffusers and main duct. If this length is exceeded, Bentley HVAC automatically finishes the connection with rigid duct and a take-off of your choice.



## BENTLEY HVAC AT-A-GLANCE



Reporting capabilities are integrated.



Bentley HVAC supports large projects.

### The electronic Ductulator® from the Trane Company

- Sizes duct routes by the equal friction method and generates reports of individual route characteristics
- Provides support for round, rectangular, and flat oval shapes
- Analysis results based on any roughness factor, elevation, or drybulb temperature

### Export of status, schedule and bill-of-materials to database systems

- Generation of material take-offs from your drawing, an entire design or by identifying a specific area
- Extracted data can be utilized by Microsoft® Access and many other popular database programs
- Component separation of your report into four categories—routes, fittings, in-line devices and equipment—as needed by your clients

### Project- and file-management tools

- Easy management of your libraries of standards, components, and settings by project or office-wide
- Compatibility with Bentley's collaboration server products, extending capabilities to the entire project team, across the world

### Preferences by status

- Ability to set your display or standards to view or work on only new, proposed, existing, or demolition items
- Quick evaluation of design conditions
- Quick change of the status of items

### Parametric fitting definitions

- Creation and editing of fitting types using VBA scripts, by which to define characteristics and behaviors
- Modification or creation of items to match your standards

### User-definable query and reporting

- Easy querying of design information for display or selection
- Extraction of design data to other applications using easy querying tools

## SYSTEM REQUIREMENTS

- Software: MicroStation® v8.1 or higher (MicroStation® TriForma® Configuration)
- Processor: Intel® Pentium®-based or AMD Athlon™-based PC or workstation
- Operating System: Microsoft® Windows NT® 4 (SP6 recommended), Windows® 2000, Windows 98 Edition 2, or Windows XP
- Memory: 128MB RAM
- Disk Space: 200MB minimum free disk space
- Input Device: Mouse or digitizing tablet (digitizing tablet requires vendor-supplied WINTAB driver)

## ABOUT BENTLEY

Bentley Systems, Incorporated, provides software for the lifecycle of the world's infrastructure. The company's comprehensive portfolio for the building, plant, civil, and geospatial vertical markets spans architecture, engineering, construction (AEC) and operations. With 2002 revenues reaching \$230 million, Bentley is the leading provider of AEC software to the Engineering News Record Design 500 and major owner-operators.

For more information, visit [www.bentley.com](http://www.bentley.com) or call 1-800-BENTLEY.

### Bentley Worldwide Headquarters

Bentley Systems, Incorporated  
Exton, PA, USA  
+1 800 BENTLEY  
+1 610 458 5000

### Bentley International Headquarters

Bentley Systems Europe B.V.  
JC Hoofddorp  
THE NETHERLANDS  
+31 23 556 0560

